




SOUTHERN AFRICA CENTER OF INFECTIONS DISEASES SURVEILLANCE- SACIDS		
EASTERN AND SOUTHERN AFRICA HIGHER EDUCATION CENTERS OF EXCELLENCE PROJECT(P15847)		
Statement of Sources and Uses of Funds for the Semi-annual period ending 31st DECEMBER 2022		
Sources of Fund	Semi-annual period ending 31st December 2022	Cummulative for Jan 2017- December 2022
Opening Cash balance:		
Government Funds		
World Bank IDA Funds	124,679	
Students Fees		
Total	124,679	-
Add Receipts:		
Government Funds		
World Bank IDA Funds		4,431,091
Others		46,650
Total	-	4,477,742
Total Financing	124,679	4,477,742
less: ACE Exenditures as per Project Implementation Plan		
Expenditure classification 1: Learning excellence		
Undertake a scoping workshop, curriculum development and delivery of Research Leadership and Management skills course	-	93,303
Review of OHMB Curriculum		11,179
Developing e-learning content and enhance use of ICT Facilities in learning		23,628
Enrol 5 MPhil/ResMSc; Stipends, Research fund and Registration		55,146
Enrol 7 PhD; Stipend, Research fund and Registration	16,000	755,213
Enrol MSc Students, Stipends, Research fund and Registration		213,070
Equipment and Laboratory software for students practicals		105,848
Engage Laboratory Manager	12,607	57,928
Sub total Expenditure classification 1	28,607	1,315,314
Expenditure classification 2: Research excellence		
Engage 2 Post Docs; Stipends, Research funds	3,322	107,861
Refurbishing teaching labs at Dept Microbiol - SUA		10,302
Publishing research findings	14,286	74,004
Organize One Health Summer School training on Biosafety and Laboratory Quality Management		46,796
International Travel for Centre Leaders, CoP Leaders and academics including participation/presentation at scientific conferences		242,137
Sub total Expenditure classification 2	17,608	481,101
Expenditure classification 3: Quality assurance		
Trans-disciplinary inception workshop		52,180
Oversee and coordinate the quality assurance of the Centre		62,400
Organize quarterly executive team meetings		5,982
ISAB twice a year (once year dedicated; 2nd mtg a year shared)		68,273
Board Meetings annually shared	3,467	37,978
Review research and training performance		21,765
Sub total Expenditure classification 3	3,467	248,579
Expenditure classification 4: Equity Dimensions		
Engage Policy makers and Public	-	79,531
Sub total Expenditure classification 4	-	79,531
Expenditure classification 5: Attracting Academic staff and Students from the region		
Enrol 5 MPhil/ResMSc; Stipends, Research fund and Registration		17,558
Enrol 7 PhD; Stipend, Research fund and Registration	-	203,568
Enrol MSc Students, Stipends, Research fund and Registration	-	65,424
Sub total Expenditure classification 5	-	286,550
Expenditure classification 6: National and Regional academic Partners		
Undertake a scoping workshop, curriculum development and delivery of Research Leadership and Management skills course		39,482
Carry out joint research and training activities	5,234	267,002
Organize Joint Scientific research		4,373
Summer School/Skills engagement short courses Yr 2, Yr 3, and Y4		8,493
Sub total Expenditure classification 6	5,234	319,349
Expenditure classification 7: Collaboration with international academic partners		
Attachment of PhD students primarily at UK and South African Institutions		16,317
Sub total Expenditure classification 7		16,317
Expenditure classification 8: Management and Governance		

CHIEF FINANCIAL OFFICER
SOKOINE UNIVERSITY OF AGRICULTURE

Appoint Centre Secretariat staff and set up operations for programme coordination, finance, Training and Research Officer, IT, procurement, Communications Manager programme quality assurance and internal Monitoring & Evaluation	76,091	997,757
Support Center operation costs: Salaries for Administration staff and Contribution to secretariat & Departmental operational costs	46,743	642,663
Sub total Expenditure classification 8	122,835	1,640,419
Expenditure classification 9: Monitoring and Evaluation system		
Meetings of National Steering committee	625	31,851
Carrying out Monitoring (And control auditing of partners)	16,486	92,466
External auditing	12,631	49,077
Sub total Expenditure classification 9	29,742	173,394
Total Uses of Funds by Components	207,492	4,560,554
Closing Balances:		
Government Funds		
World Bank IDA Funds	(82,813)	(82,813)
Others		
Total	(82,813)	(82,813)
Total Closing Cash Balance	(82,813)	(82,813)
Closing balance as per Cash Book as at 31st December 2022 (Ref USD Bank Reconciliation)	(219,107)	(219,107)
Closing balance as per Cash Book as at 31st December 2022 (Ref TZS Bank Reconciliation)	73,615	73,615
Fund at BOT as at 31st December 2022	62,678	62,678
	(82,813)	(82,813)
Unreconciled difference	0	0
Prepared by	Checked by	
SACIDS ACE Accountant <i>E. M. M. M. M. M.</i>	Name	<i>PETER L. WILSON</i>
	Designation	Chief Financial Officer
Signature 	Signature	
	Approved by	
	Name	<i>GERALD MISINZO</i>
	Designation	SACIDS ACE Centre leader
	Signature	

CHIEF FINANCIAL OFFICER
SOKOINE UNIVERSITY OF AGRICULTURE

SOUTHERN AFRICA CENTER OF INFECTIONS DISEASES SURVEILLANCE- SACIDS											
EASTERN AND SOUTHERN AFRICA HIGHER EDUCATION CENTERS OF EXCELLENCE PROJECT(P15847)											
Statement of Uses of Funds (Breakdown) for the Semi-Annual Period ending 31st DECEMBER 2022											
Expenditure	Semi-Annual Period ending 31/12/2022			Cumulative for Financial Year End			Explanation of Variance	PAD/ life of Project	Revised PAD		
	Actual	Planned	Variance	Actual	Planned	Variance					
Expenditure classification 1: Learning excellence											
Undertake a scoping workshop, curriculum development and delivery of Research Leadership and Management skills course				93,302.86	133,302.86	40,000.00		5 Years			
Review of OHMB Curriculum		45,000.00	45,000.00	11,179.49	14,000.00	2,820.51		5 Years			
Developing e-learning content and enhance use of ICT Facilities in learning				23,628.00	33,628.00	10,000.00		5 Years			
Develop Centre specific PhD programme structure, including a curriculum for transferable skills								5 Years			
Run 5 MPhil/ResMSc; Stipends, Research fund and Registration				55,145.70	100,004.16	44,858.46		5 Years			
Run 7 PhD; Stipend, Research fund and Registration	16,000.00	16,000.00		755,213.37	845,752.00	90,538.63		5 Years			
Equipment and Laboratory software for students practicals		24,420.73	24,420.73	105,847.81	131,535.76	25,687.95		5 Years			
Collaborate in the review of MSc courses relevant to the mission of the Centre								5 Years			
Engage Laboratory Manager	12,606.59	3,571.87	(9,034.72)	57,927.51	46,800.00	(11,127.51)		5 Years			
Enrol MSc Students, Stipends, Research fund and Registration				213,069.54	612,045.00	398,975.46		5 Years			
Procure Two 4x4 Center vehicles and maintenance					70,000.00	70,000.00		5 Years			
Sub Total	28,606.59	88,992.60	60,386.01	1,315,314.29	1,987,067.78	671,753.50		5 Years			
Expenditure classification 2: Research excellence											
Engage 2 Post Docs; Stipends, Research funds	3,322.47	3,500.00	177.53	107,861.10	189,999.29	82,138.19		5 Years			
Refurbishing teaching labs at Dept Microbiol - SUA		500,000.00	500,000.00	10,302.08	406,171.08	395,869.00		5 Years			
Publishing research findings	14,285.88	15,000.00	714.12	74,004.22	41,523.87	(32,480.35)					
International Travel for Centre Leaders, CoP Leaders and academics including participation/presentation at scientific conferences				242,137.49	275,361.44	33,223.95		5 Years			
Conduct a 2 weeks training of supervisors and university managers in PhD supervision, Research Leadership and Management for research excellence in academic settings								5 Years			
Conduct a course in Biosafety								5 Years			
Organize One Health Summer School training on Biosafety and Laboratory Quality Management				46,795.78	49,000.00	2,204.22		5 Years			
Sub Total	17,608.35	518,500.00	500,891.65	481,100.68	962,055.68	480,955.00					
Expenditure Classification 3: Quality assurance											
Trans-disciplinary inception workshop				52,179.94	52,179.94			5 Years			
Oversee and coordinate the quality assurance of the Centre				62,400.00	171,600.00	109,200.00		5 Years			
Organize quarterly executive team meetings				5,982.39	14,982.39	9,000.00		5 Years			
ISAB twice a year (once year Dedicated; 2nd mtg a year shared)				68,273.27	116,073.49	47,800.22		5 Years			
Board Meetings annually shared	3,466.69		(3,466.69)	37,978.02	44,152.38	6,174.36		5 Years			
Review research and training performance				21,765.02	21,765.02			5 Years			

Sub Total	3,466.69	-	(3,466.69)	248,578.64	420,753.22	172,174.58				
Expenditure classification 4: Equity Dimensions										
Engage Policy makers and Public Communications Stakeholders engagement workshop		-	-	79,531.49	78,283.11	(1,248.38)			5 Years	
Sub Total	-	-	-	79,531.49	78,283.11	(1,248.38)			5 Years	
Expenditure Classification 5: Attracting Academics staff and Students from the region										
Enrol 5 MPhil/ResMSc; Stipends;Research fund and Registration		-	-	17,557.97	17,557.97	-			5 Years	
Enrol 7 PhD; Stipend, Research fund and Registration		-	-	203,567.61	356,752.00	153,184.40			5 Years	
Enrol MSc Students; Stipends; Research fund and Registration		-	-	65,424.38	290,876.00	225,451.62				
Sub Total	-	-	-	286,549.96	665,185.98	378,636.01				
Expenditure classification 6:National and Regional academia Partners										
Undertake a scoping workshop, curriculum development and delivery of Research Leadership and Management skills course		-	-	39,481.80	39,481.80	-			5 Years	
Carry out joint research and training activities	5,234.06	18,150.24	12,916.18	267,001.56	227,788.64	(39,212.92)			5 Years	
Organize Joint Scientific research		-	-	4,372.54	30,000.00	25,627.46			5 Years	
Summer School/Skills engagement short courses Yr 2,Yr 3and Y4		-	-	8,493.00	10,000.00	1,507.00			5 Years	
Sub Total	5,234.06	18,150.24	12,916.18	319,348.90	307,270.44	(12,078.46)				
Expenditure classification 7: Collaboration with international academic partners										
Engange and collaborate with partners		-	-		80,000.00	80,000.00			5 Years	
Attachmen of PhD students primarily at UK and South African Institutions				16,317.30	106,317.30	90,000.00			5 Years	
Sub Total	-	-	-	16,317.30	186,317.30	170,000.00				
Expenditure Classificaton 8: Management governance										
Appoint Centre Secretariat staff and set up operations for programme coordination, finance, Training and Research Officer, IT, procurement, Communications Manager programme quality assurance and Internal Monitoring & Evaluation	76,091.10	75,000.00	(1,091.10)	997,756.52	803,767.32	(193,989.21)			5 Years	
Support Center operation costs: Salaries for Administration staff and Contribution to secretariat & Departmental operational costs	46,743.40	55,000.00	8,256.60	642,662.51	478,925.64	(163,736.87)			5 Years	
Sub Total	122,834.50	130,000.00	7,165.50	1,640,419.04	1,282,692.96	(357,726.07)				
Expenditure Classification 9: Monitoring and Evaluation System										
Meetings of National Steering committee	624.64	3,679.77	3,055.13	31,851.01	21,039.53	(10,811.48)			5 Years	
Carrying out Monitoring (And control auditing of partners)	16,486.21	17,000.00	513.79	92,465.85	56,246.90	(36,218.95)			5 Years	
External Auditing	12,630.67	11,608.73	(1,021.94)	49,077.31	33,087.10	(15,990.21)			5 Years	
Sub Total	29,741.53	12,297.26	2,546.97	173,394.17	110,373.53	(63,020.64)			5 Years	
Grand Total Uses of Funds	207,491.73	767,940.10	580,439.61	4,560,554.46	6,000,000.00	1,439,445.54				

SOUTHERN AFRICA CENTER OF INFECTIONS DESEASES SURVEILLANCE- SACIDS

EASTERN AND SOUTHERN AFRICA HIGHER EDUCATION CENTERS OF EXCELLENCE PROJECT (P15847)

Statement of Reimbursable Eligible Expenditure Programs (EEPs) for the Semi-Annual Period ending 31 December 2022

Eligible Expenditure Program (EEP)	Semi-Annual Period ending 31st December 2022	Cummulative for Financial Year End
EEP 1: Salaries	317,745.86	3,805,538.58
EEP 2: Non Procurable Expenditure as defined in Financing Agreement	21,152.17	477,610.62
Total EEPs	338,898.04	4,283,149.20

SOUTHERN AFRICA CENTER OF INFECTIONS DISEASES SURVEILLANCE- SACIDS
EASTERN AND SOUTHERN AFRICA HIGHER EDUCATION CENTERS OF EXCELLENCE PROJECT (P15847)

NOTES ANNEX

<i>DISBURSEMENT LINKED TO INDICATORS</i>	<i>ACTION TO BE COMPLETED</i>	<i>STATUS OF ACTIONS COMPLETION</i>	<i>AMOUNT ALLOCATED</i>	<i>AMOUNT DISBURSED</i>	<i>UNDISBURSED BALANCE</i>
DLI 1: Institutional Readiness					
1.1	Completion of Effectiveness Conditions	Completed	600,000.00	500,000.00	100,000.00
1.2	Development of detailed implementation plans	Completed	500,000.00	601,870.00	(101,870.00)
DLI 2: Excellence in education and research capacity and development impact					
2.1	Timely annual implementation of the plans	Completed-waiting reviewer		-	-
2.2	Newly enrolled students in the ACE of which at least 20% must be regional (African) students	Completed	1,300,000.00	1,116,978	183,022.20
2.3	Accreditation of quality of education programs.	Not completed	600,000.00	297,669	302,331.18
2.4	Collaboration and partnerships for applied research and training	Not completed	200,000.00	-	200,000.00
2.5	Peer-reviewed journal papers or peer-reviewed conference papers prepared collaboratively with regional or international partners	completed	500,000.00	498,032	1,968.09
2.6	Faculty and PhD student exchanges to promote regional research and teaching	completed	700,000.00	85,579	614,421.15
2.7	External revenue generation	completed	900,000.00	898,756	
2.8		Completed	100,000.00	100,212	(212.34)
DLI 3: Timely, transparent and institutionally reviewed Financial Management					
3.1	Timely Withdrawal Application supported by financial reporting on the ACE account for the period	Completed-waiting reviewer	75,000.00	60,741	14,259.20
3.2	Functioning Audit Committee under the university council	Completed-waiting reviewer	75,000.00	60,741	14,259.20
3.3	Functioning internal audit unit for the university	Completed-waiting reviewer	75,000.00	60,741	14,259.20
3.4	Transparency of financial management (audit reports, interim financial reports, budgets and annual work plan are all web accessible)	Completed-waiting reviewer	75,000.00	60,741	14,259.20
DLI 4: Timely and audited Procurement					
4.1	Timely procurement audit report	Completed-waiting reviewer	150,000.00	89,031.55	60,968.45
4.2	Timely and satisfactory procurement progress report	Completed-waiting reviewer	150,000.00		150,000.00
			6,000,000.00	4,431,091	1,567,666